

SANDWICH GLASS
(DGU) BLINDS SYSTEM



Window planet

Engineered System Windows & Doors
aluminium-upvc
Better Living...

Imagine

installing blinds you
never have to clean.

Imagine

enhancing your privacy,
yet making facades
more beautiful.

Imagine

making offices and
homes more energy
efficient at the touch
of a button.

www.teamclassic.in

Team Classic
sales@teamclassic.in
8947888890/ 9982689387

“ HOME: A place where
your feet may leave, but
your heart will always be.”



Window planet

Engineered System Windows & Doors
aluminium-upvc
Better Living...

Introducing

ALPHALight

Integral Blinds

A revolutionary integrated
system of blinds

CLASSIQUE[®]
GLAZINGS & CLADDINGS
FRAMELESS GLASSES



Window planet

Engineered System Windows & Doors
aluminium-upvc

Better Living...



OPTIMUM LIGHT
ENHANCED EFFICIENCY

Double Glazed Window with Integral Venetian Blinds

- Team Classic is a developer and manufacturer of windows with blinds in insulating glass systems.
- It provides innovative shading solutions for high performance, in best quality standard, or completely custom made.
- We have an experience of more than 24 years of technical expertise in the glass and glazing industry.

ALPHALight

INNOVATION BUILT-IN



- Innovative design with optimum light control, functional architecture and fuss-free maintenance.
- Integrates an electrically operated louvre within the cavity providing an airtight environment, immune to dust, moisture and abuse.

DESIGN FREEDOM BUILT-IN



- Clutter breaking decorative design and finish
- Delivering performance whilst reflecting the contemporary architectural and interior design trends.
- These blinds form an elegant yet discreet sun shield.

ENERGY EFFICIENCY BUILT-IN



- We insulate our roof and our walls but not our windows which can lose up to 49% of heat in winter and gain 87% of heat in summer.
- Our Integral blinds counter the effects of bright sunlight

ZERO MAINTENANCE BUILT-IN




- Sealed in hermetic chamber eliminating the need for cleaning and maintenance.
- And with no hanging cords or exposed slats, they stay clean, are fully controllable and, critically damage

ALPHALight



Window planet

Engineered System Windows & Doors
aluminium-upvc
Better Living...



CLASSIQUE®

GLAZINGS & CLADDINGS
FRAMELESS GLASSES

ALPHALight



Window planet

Engineered System Windows & Doors
aluminium-upvc
Better Living...



CLASSIQUE®

GLAZINGS & CLADDINGS
FRAMELESS GLASSES

UNLIMITED APPLICATIONS BUILT-IN



A wide scope of applications for

- Windows
- Doors,
- facades /partitions

for various spaces including-

- Hospitals
- Hotels
- Offices
- Residence
- Showrooms
- Garden rooms
- Conservatories



Window planet

Engineered System Windows & Doors
aluminium-upvc

Better Living...

ALPHALight PRODUCT LIST

CLASSIQUE[®]
GLAZINGS & CLADDINGS
FRAMELESS GLASSES




Window planet

Engineered System Windows & Doors
aluminium-upvc
Better Living...

| Models | Type | width | Slats | | | | Pleat 20mm | Honey comb 20mm | Blind Width | | Blind Height | | SYS 20 | SYS 29 | SYS 32 |
|----------------------|--|-------|--------|------|------|------|---------------|-----------------------|-------------|---------|--------------|---------|--------|--------|--------|
| | | | 12.5mm | 15mm | 25mm | 20mm | | | Min(mm) | Max(mm) | Min(mm) | Max(mm) | | | |
| ALPHA Motorized | Motorized-Standard | | √ | √ | | √ | √ | 500 | 3000 | 400 | 3700 | √ | √ | √ | |
| ALPHA Motorized-E | Motorized-Encoder | | √ | √ | | | | 500 | 3000 | 400 | 3700 | | √ | √ | |
| ALPHA S | Special Tilt DGU 10° Standard or Encoder Motor | | | √ | | √ | | 500 | 3000 | 400 | 3700 | | | √ | |
| ALPHA External Drive | Magnetic Puller | | √ | √ | | √ | √ | 500 | 1500 | 400 | 2000 | | √ | √ | |
| ALPHA Dual | Dual Motor (convex and concave slats) | | | √ | | | | 500 | 3000 | 400 | 3700 | | √ | √ | |
| ALPHA Fixed | Mechanic (Manual Operation) | | | √ | | √ | | 500 | 3000 | 400 | 3000 | √ | √ | √ | |
| ALPHA Tilt | Mechanic (Magnetic Operation) | | √ | √ | | √ | | 500 | 1200 | 400 | 1200 | √ | √ | √ | |
| ALPHA Slim | Motorized-Standard or Encoder | | √ | √ | √ | | | 225 | 500 | 400 | 2000 | | √ | √ | |
| ALPHA Static - 45° | Fixed at 45° | | | | √ | | | 500 | 3000 | 400 | 3000 | | √ | √ | |
| ALPHA Static - 60° | Fixed at 60° | | | | √ | | | 500 | 3000 | 400 | 3000 | | √ | √ | |
| ALPHA Rooflite | Motorised DGU roof Panels | | | √ | | | | 500 | 1500 | 400 | 1500 | | √ | √ | |
| ALPHA HoneyComb | Motorized | | | | | | √ | 500 | 2500 | 400 | 3000 | | | √ | |
| ALPHA Pleat | Motorized | | | | | √ | | 500 | 2500 | 400 | 3000 | | | √ | |

ALPHA Light MOTORIZED STANDARD



- This type of blind in DGU is the basic model with 24V Dc Motor.
- Blinds can be moved up or down with operation of the switch/remote or controller.

ALPHA Light

ALPHA STATIC 45°



Window planet
Engineered System Windows & Doors
aluminium-upvc
Better Living...




- These type of blinds in the DGU are housed in engineering plastic UV resistant Clips interlocked with each other.
- The slats are 25mm in width and are inclined at 45 degrees.

CLASSIQUE®
GLAZINGS & CLADDINGS
FRAMELESS GLASSES

ALPHALight

ALPHA STATIC 60°



- These type of blinds in the DGU are housed in engineering plastic UV resistant clips interlocked with each other
- The slats are 25mm in width and are inclined at 60 degrees.

ALPHA Light

ALPHA EXTERNAL DRIVE



Window planet
Engineered System Windows & Doors
aluminium-upvc
Better Living...



- This type of blind in DGU is operated with external magnetic drive with the thread which hangs to the front of the DGU.
- The operation can be up/down or tilting of the slats as per requirement.

CLASSIQUE®
GLAZINGS & CLADDINGS
FRAMELESS GLASSES

ALPHA Light

ALPHA TILT



- This type blind in DGU is operated with the magnetic mechanism in the housing outside the DGU and the unit is fixed on the top of the glass.
- The blinds can only have tilt function , no movement of the blind either up or down.

ALPHA Light

ALPHA ROOFLITE



- This type of blind in DGU is used for Roof ,DGU either parallel to ground or inclined to any angle.
- The opening and closing is restricted to the rotation of the slats at the same location.

ALPHA Light ALPHA PLEAT



Window planet
Engineered System Windows & Doors
aluminium-upvc
Better Living...




- This type of blind in the DGU is made up of pleated fabric. The width of the pleat is 20mm.
- The operation is with basic combination with motor. This blind can be opened and closed as per the sizes mentioned in the table .

CLASSIQUE®
GLAZINGS & CLADDINGS
FRAMELESS GLASSES

ALPHA Light

ALPHA HONEYCOMB



- This type of Blind is with the construction of fabric or Paper with silver lining inside the honeycomb.
- The operation is with the basic motor model .This gives the complete blackout when the blind is closed . This has a width of 20mm.



Window planet

Engineered System Windows & Doors
aluminium-upvc

Better Living...

ALPHALight SPECIAL DEVELOPMENT / PROJECTS

CLASSIQUE[®]
GLAZINGS & CLADDINGS
FRAMELESS GLASSES

ALPHALight

ALPHA – Bottom to Top



Window planet
Engineered System Windows & Doors
aluminium-upvc
Better Living...



- Motorized, Movement of Blind from Bottom to Top
- Possibility in Standard Slat Version, Honeycomb & Pleat Version

CLASSIQUE®
GLAZINGS & CLADDINGS
FRAMELESS GLASSES

ALPHA Light

ALPHA – Bottom Knob



Window planet
Engineered System Windows & Doors
aluminium-upvc
Better Living...



- Only Tilt Movement Possible
- Only with Standard Slat Version

CLASSIQUE®
GLAZINGS & CLADDINGS
FRAMELESS GLASSES

ALPHALight

ALPHA – Building Façade Project



Window planet

Engineered System Windows & Doors
aluminium-upvc

Better Living...



CLASSIQUE®
GLAZINGS & CLADDINGS
FRAMELESS GLASSES

PRODUCT OFFERINGS

ALUMINIUM

System Doors & Windows
Office Cabinets & Partitions
Store Fronts & Glazings
Curtain Wall & Structural Glazings,
AL. Composite Cladding

GLASS

Frameless Shower Cubicles
Spider Glazing
Showroom Fronts
Sky Lights
Residence Glasses

UPVC

Doors & Windows

STRUCTURAL

Skylights & Domes (Glass, Polycarbonate)
Glass Coverages with Single Rope System
Tensile Structures
Canopies (M.S., Glass, S.S.)
Glass Floors (Walkable)
Fins & Other Elevational Structures (Aluminium, M.S., S.S.)
Glass Railings
Pergolas (M.S., Aluminium, S.S.)

NEW LAUNCHES

Vertical Sliding Windows
Aluminium Wardrobe Fronts
Smart Glass Films (Switchable)
Movable Aluminium Louvered Skylights
Movable (Sliding/ Openable) Glass Skylights
Movable Fabric Screen Pergolas/ Window Screens
Motorised/ Manual Blinds Within the Glass (IGU Blinds)
Breathing Windows (Even without opening the window)
Minimal Systems Sliding Windows (Single Sash upto 5 Mtrs Height)

